


Back to School Playground Safety Quiz



Don't let play time be cut short!
Test your playground safety knowledge to prevent injuries.
Created By [Kristen Breedlove](#) on August 10, 2014

1 It is okay to play on playground equipment when the equipment is wet. TRUE FALSE




Answer: False.
Wet equipment can cause you to slip and fall.

2 How should you play on slides? A. Climb up from the bottom B. Slide down backwards C. Slide down head first D. Slide down feet first A B C D




Answer: D.
Slide down feet first. Sliding down feet first allows you to be ready for the ground. You can also easily get up from the slide.

3 You should use two hands when playing on climbers. TRUE FALSE



Answer: True.
Using two hands allows you to have a firm grip when climbing, preventing falls.

4 It is okay to walk close to the swings when they are in use, as long as a friend is swinging. TRUE FALSE



Answer: False.
You should never walk near the swings when they are in use. You could easily get kicked by the person on the swing.

5 What should you do if a piece of equipment looks broken? A. Play on it anyway B. Tell an adult and play on it, but carefully C. Tell an adult and wait for it to be fixed before playing D. Try to fix it yourself A B C D



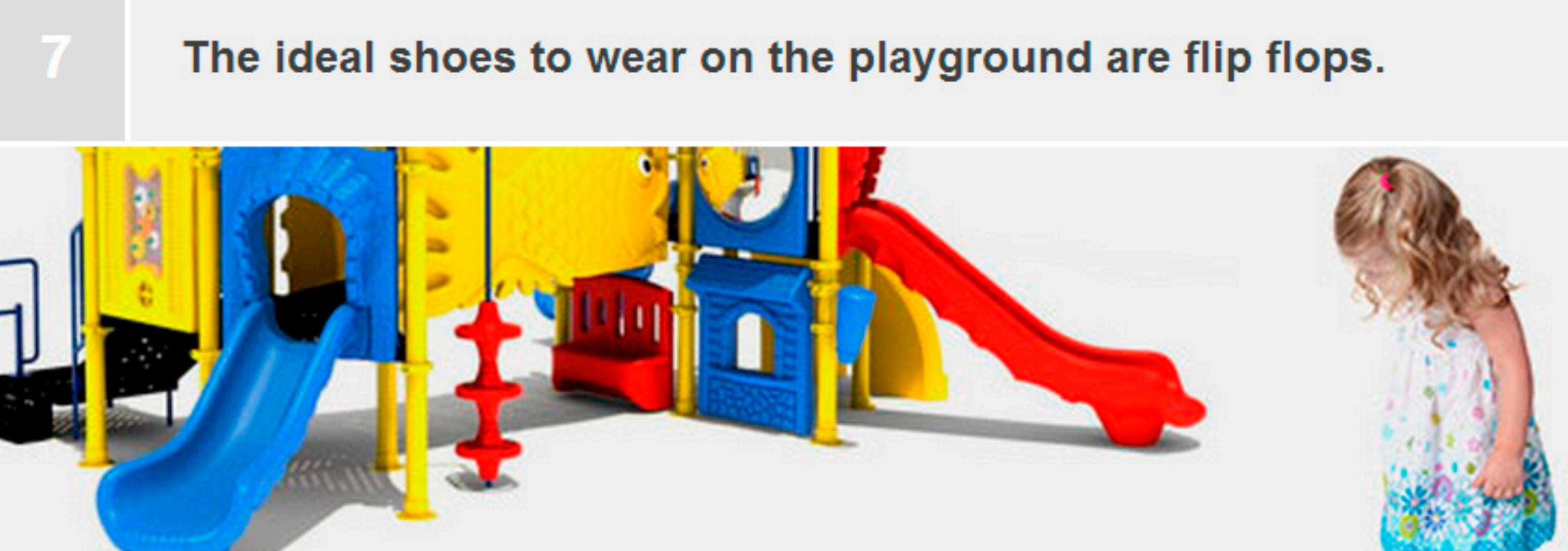
Answer: C. Tell an adult and wait for it to be fixed before playing. You should always tell an adult if you suspect a piece of equipment to be damaged. They can make sure the equipment gets fixed and that no one gets hurt.

6 It is okay to swing by laying across the swing seat on your back or stomach. TRUE FALSE



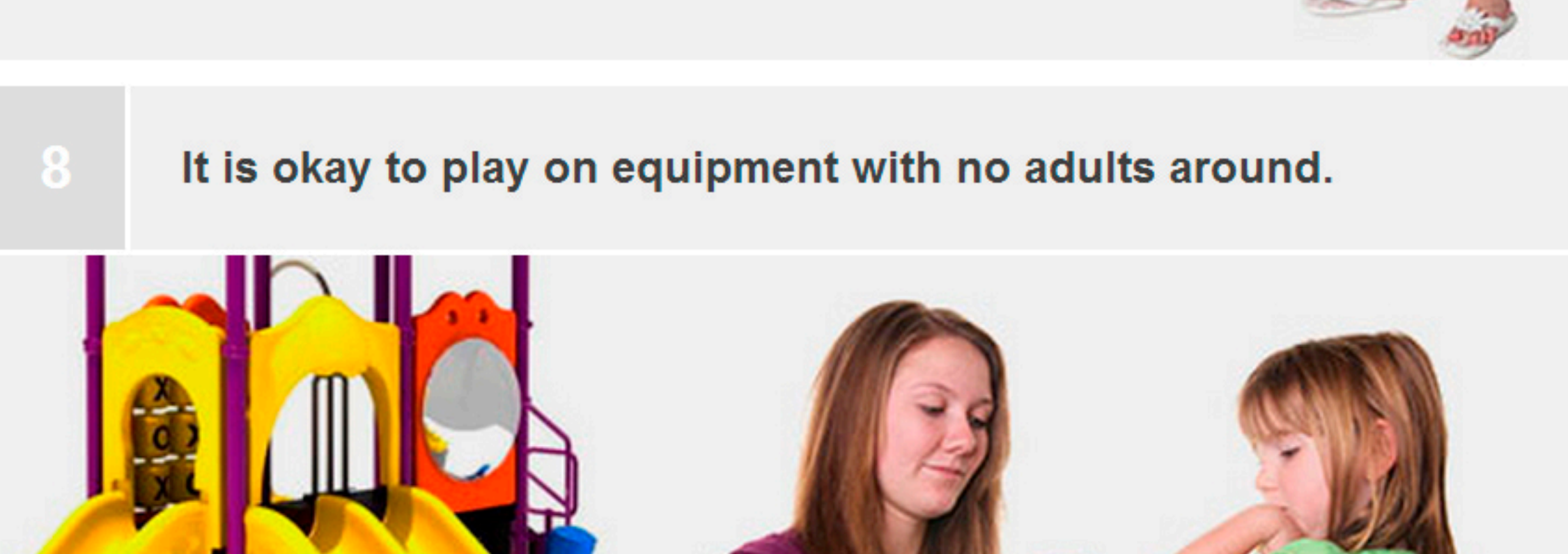
Answer: False.
You should always sit on the swing.

7 The ideal shoes to wear on the playground are flip flops. TRUE FALSE



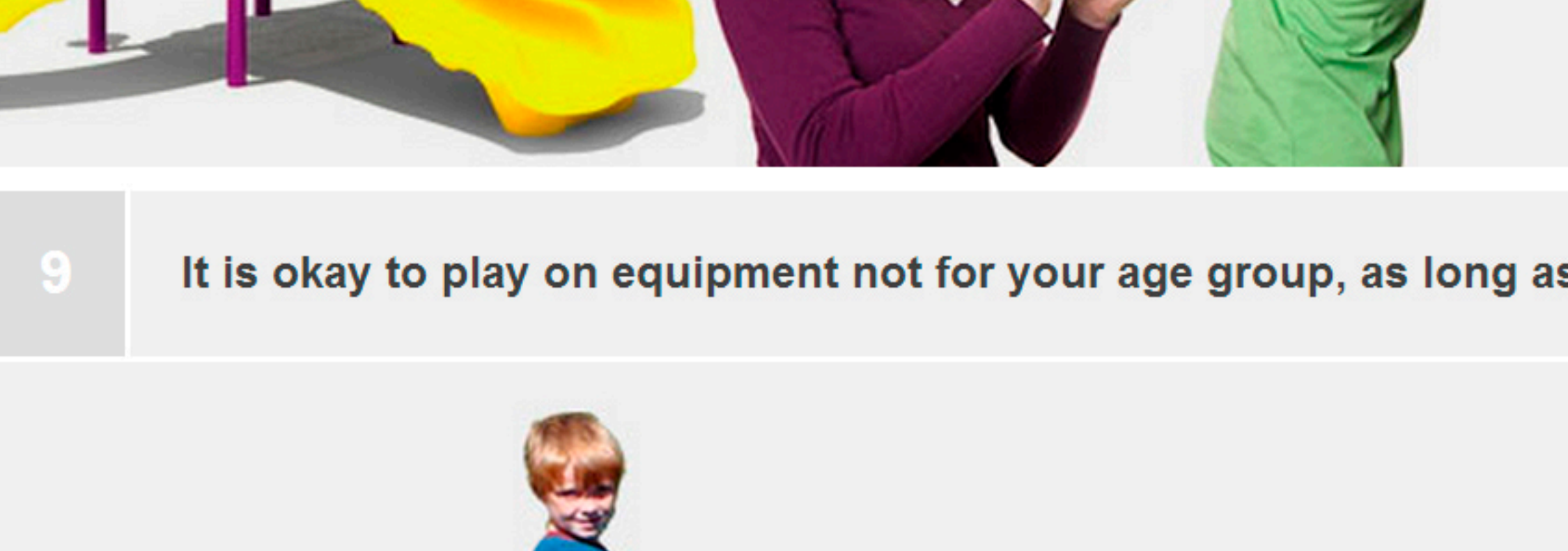
Answer: False.
Athletic shoes should always be worn. Flip flops and sandals could easily get caught on equipment and break, or cause injury.

8 It is okay to play on equipment with no adults around. TRUE FALSE



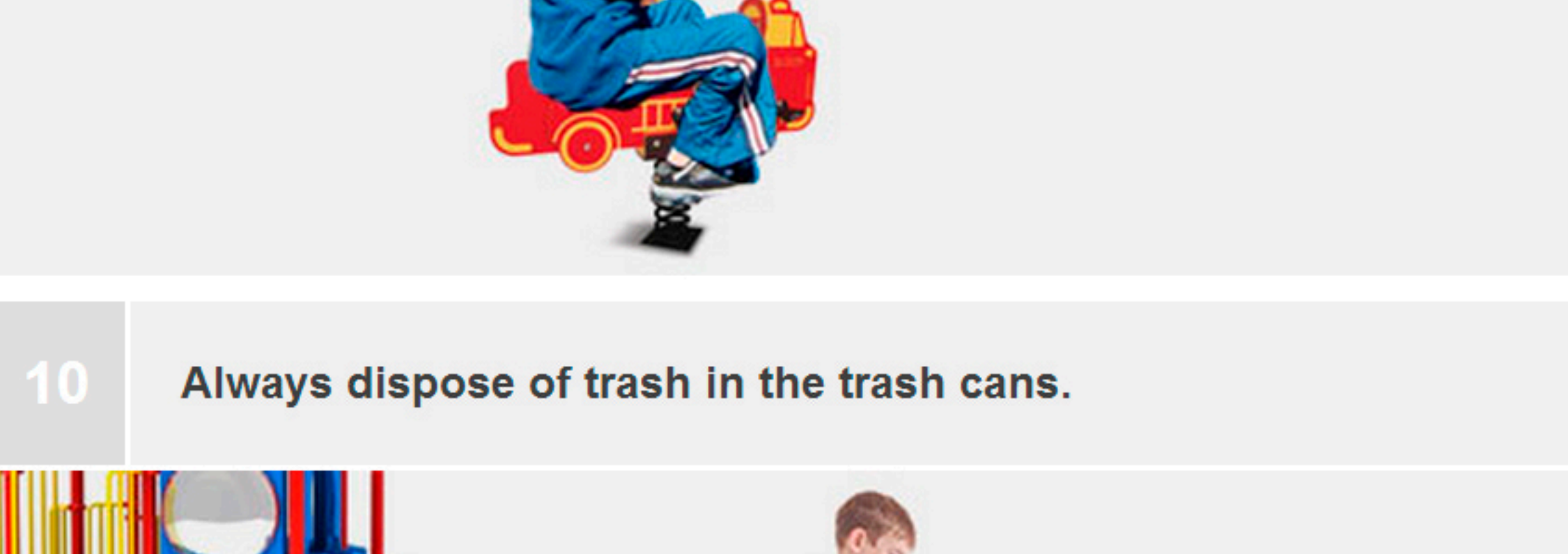
Answer: False.
You should always play under adult supervision. If there is an accident, an adult needs to be present in order to handle the situation.

9 It is okay to play on equipment not for your age group, as long as no one else is playing. TRUE FALSE



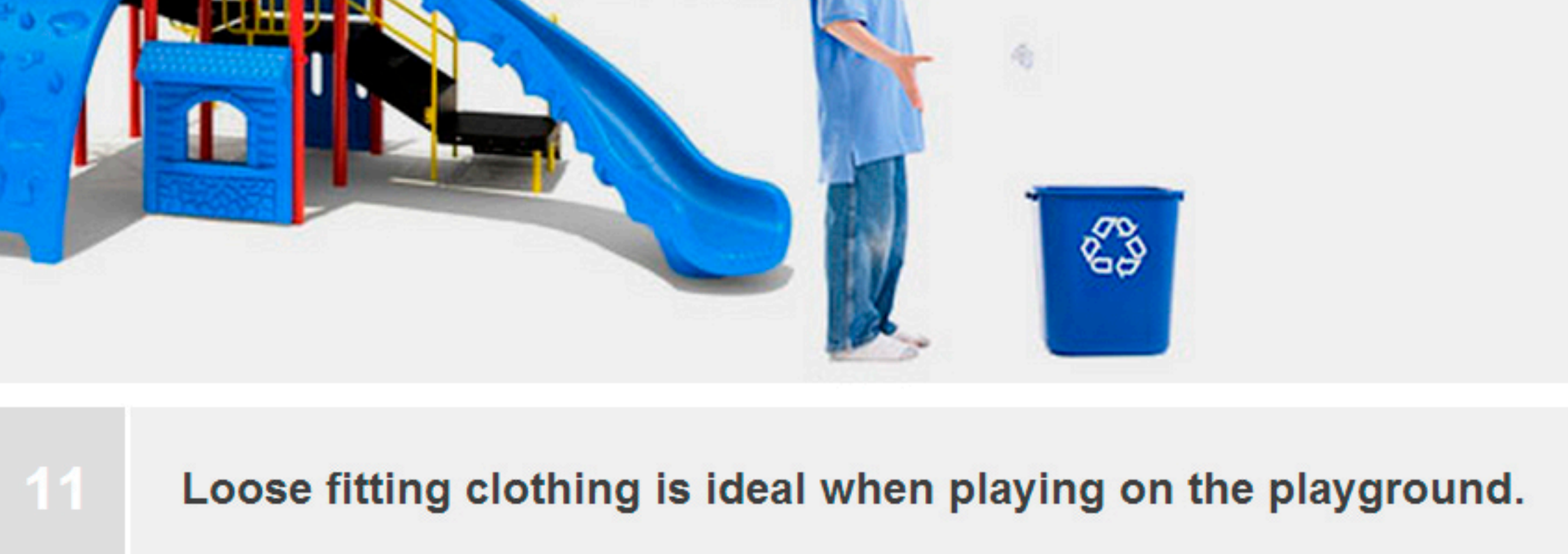
Answer: False.
Playing on equipment that is not for your age group can result in injury or equipment breaking.

10 Always dispose of trash in the trash cans. TRUE FALSE




Answer: True.
This helps to keep the playground clean.

11 Loose fitting clothing is ideal when playing on the playground. TRUE FALSE




Answer: False.
Loose fitting clothing can easily get caught or hung up on the equipment, causing injury.

12 When playing on a merry-go-round you should try to spin it as fast as you can. TRUE FALSE



Answer: False.
Spinning a merry-go-round can result in falling down, children falling off the merry-go-round, or getting body parts caught in the equipment.

13 When playing on the playground it is always a good idea to: A. Wait patiently for your turn B. Only play on equipment designed for your age C. Play nicely with others D. All of the above A B C D



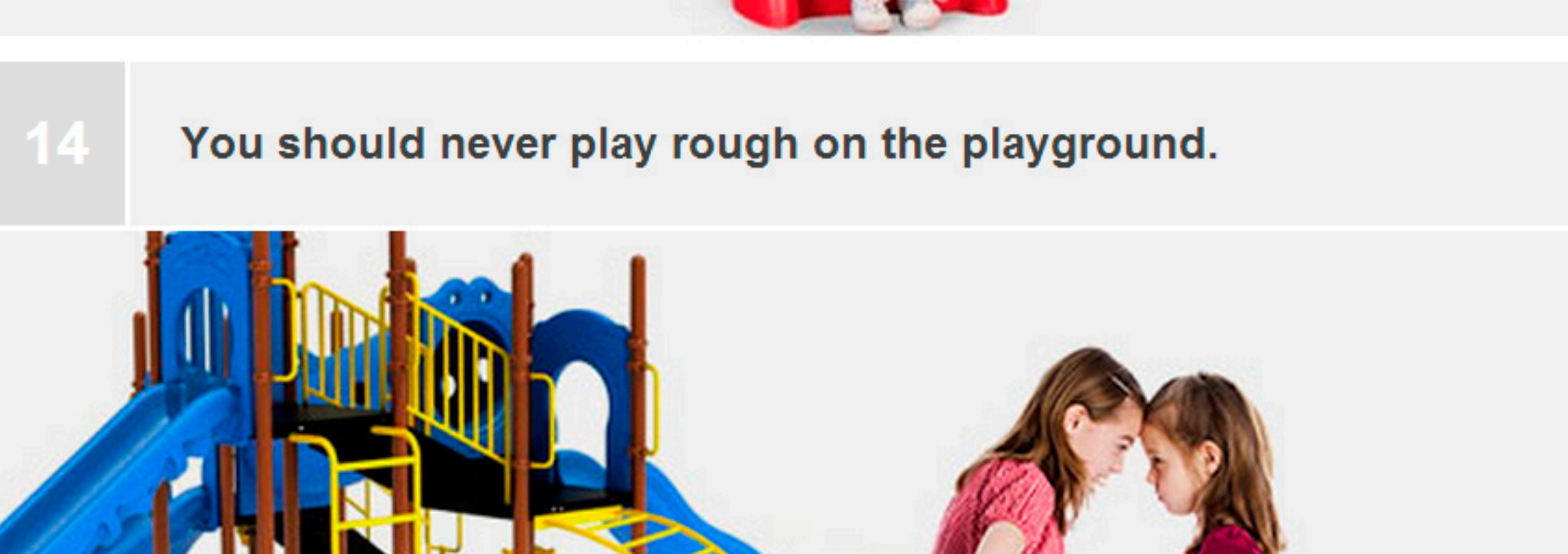
Answer: D. All of the above. Playing nicely and waiting your turn are good manners and will make playing much more enjoyable. Staying on age appropriate equipment allows you to play with kids your own age that play at your speed.

14 You should never play rough on the playground. TRUE FALSE



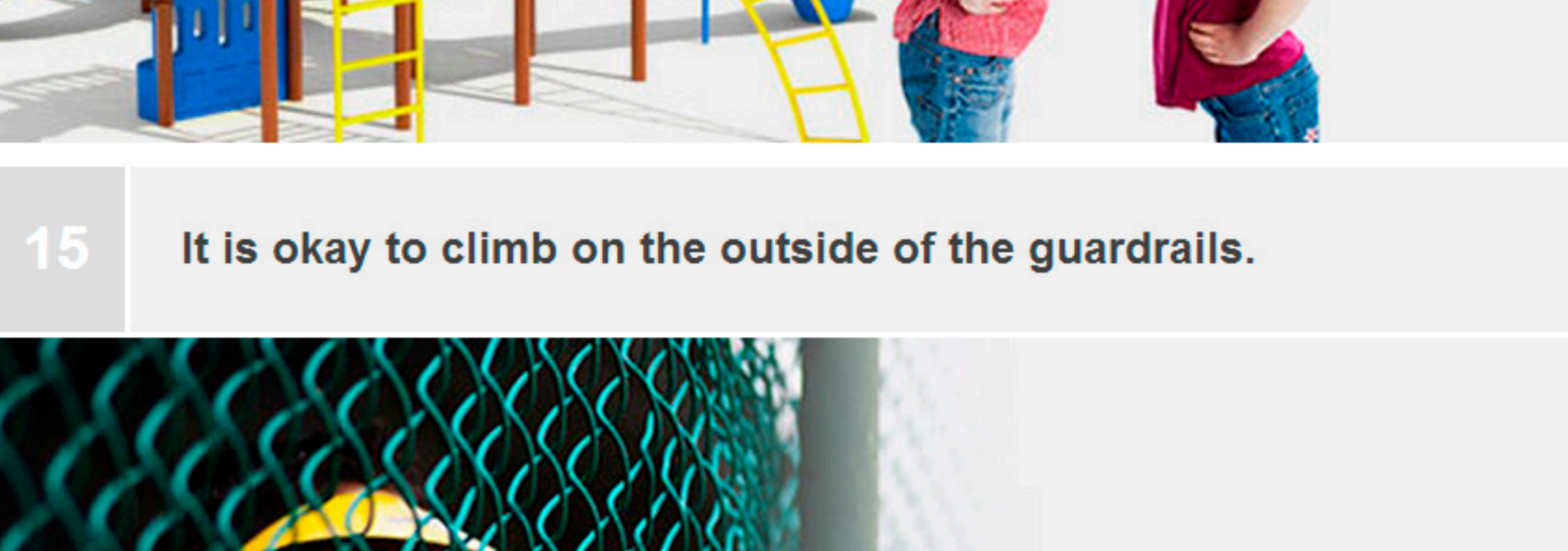
Answer: True.
Playing rough can result in injury.

15 It is okay to climb on the outside of the guardrails. TRUE FALSE



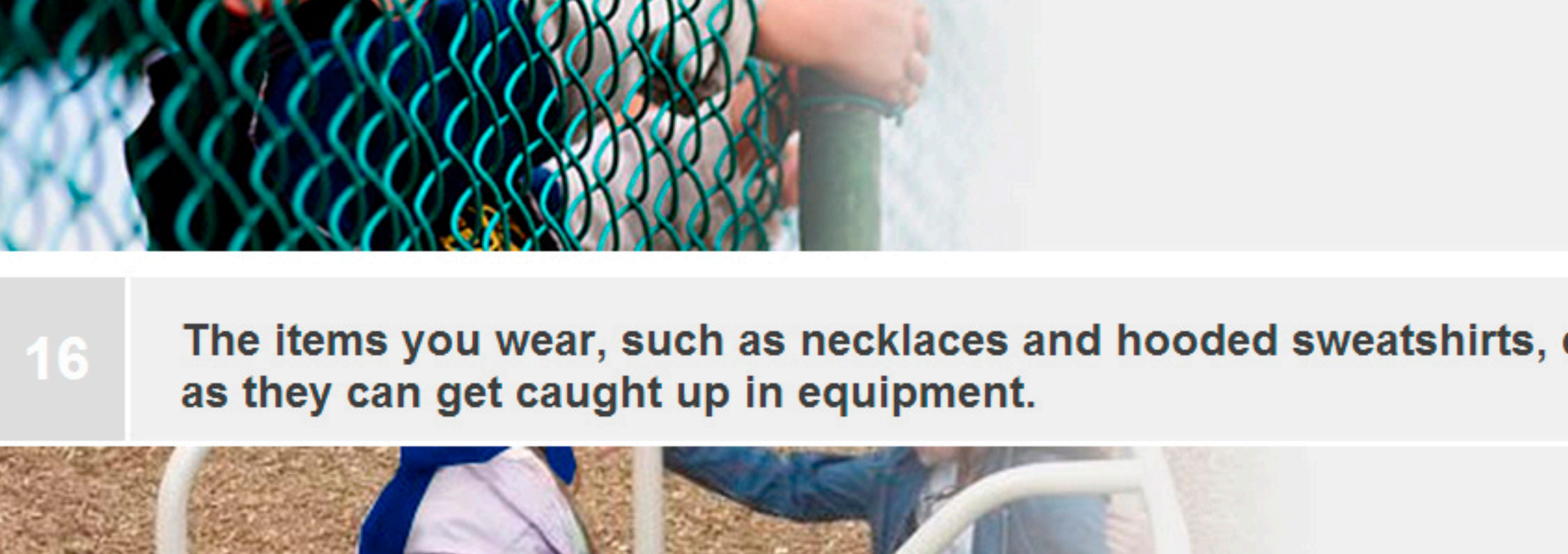
Answer: False.
You could easily fall or injure yourself by climbing on the outside of the structure.

16 The items you wear, such as necklaces and hooded sweatshirts, can be dangerous as they can get caught up in equipment. TRUE FALSE



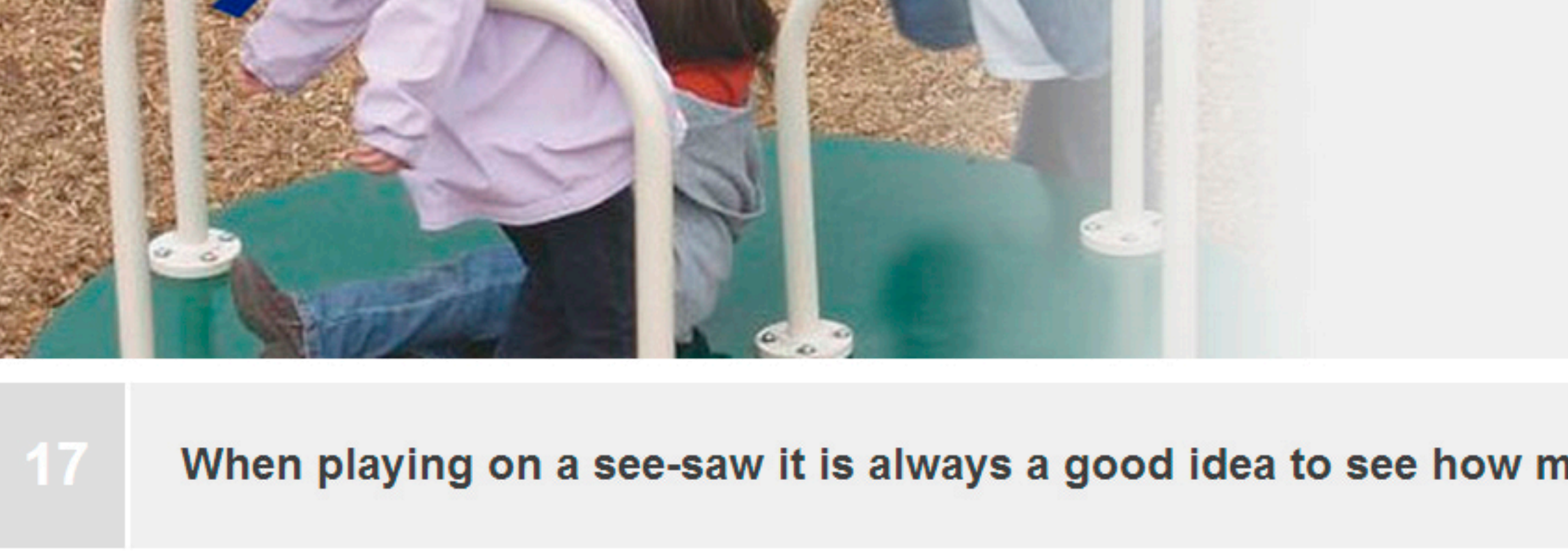
Answer: True. Necklaces, hoods, scarves, and many other items can easily get caught in between pieces of the equipment. It is best to wear clothing that is tighter fitting and limit accessories.

17 When playing on a see-saw it is always a good idea to see how many kids can fit on one side. TRUE FALSE



Answer: False.
You should only play with one child per seat on the see-saw.

18 When playing on a see-saw you should: A. Always sit facing the center B. Hold on to the handle tightly, with both hands C. Stay back while the see-saw is in use D. All of the above A B C D



Answer: D.
All of the above. Using the see-saw correctly will keep you safe during play.

19 It is okay to slide down a single slide in groups. TRUE FALSE



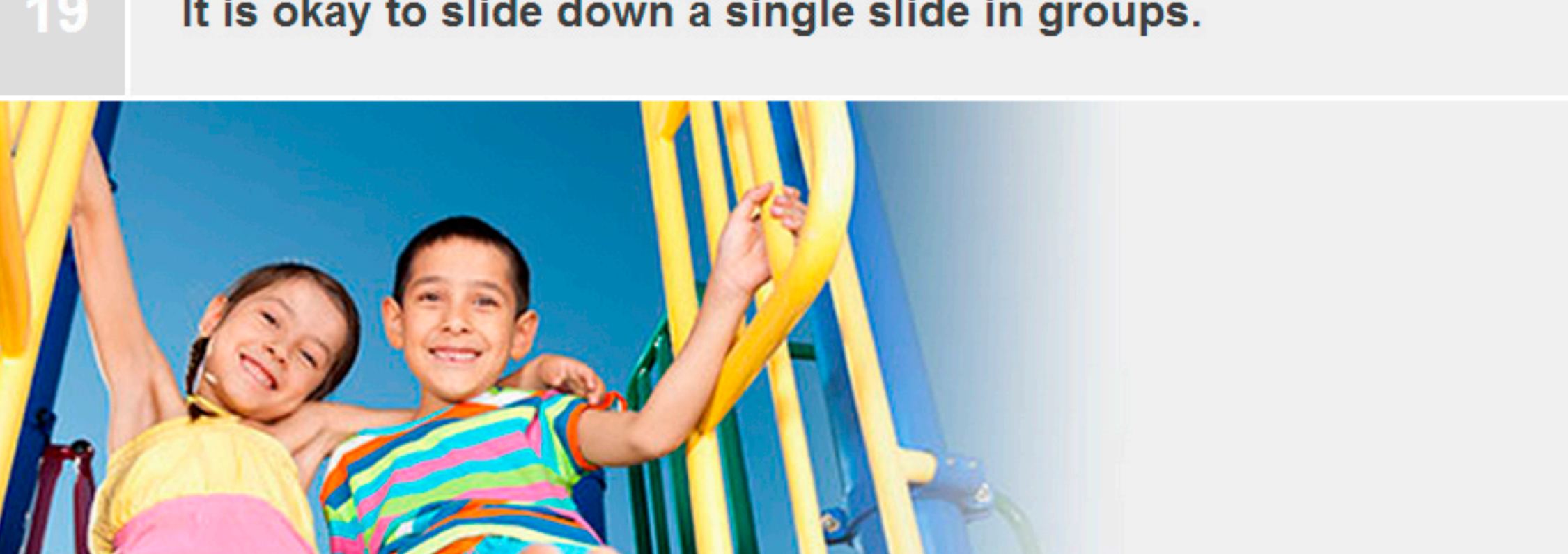
Answer: False.
It is safer to slide down one child at a time.

20 You should always make sure the slide is clear before taking your turn. TRUE FALSE



Answer: True.
This prevents you from running into someone who is still at the bottom of the slide.

21 Always wear a bike helmet when playing on the playground. TRUE FALSE



Answer: False.
Bike helmets are great for when you are riding a bike, however they should be taken off when on the playground.